

SOCIALIZATION AND MAKING OF LEARNING VIDEOS WITH BANDICAM AND FILMORA APPLICATIONS FOR LECTURERS OF STIKES DHARMA LANDBOUW PADANG

Deni Maisa Putra ^{1*}, Dicho Zhuhriano Yasli ², Berly Nisa Srimayarti ³, Devid Leonard ⁴

^{1*} Department of Medical Record and Health Information, STIKES Dharma Landbouw, Padang, Indonesia

^{2,3,4} Department of Hospital Administration, STIKES Dharma Landbouw, Padang, Indonesia

^{1*} denimaisaputra@gmail.com, ² dichozhuhriano@gmail.com, ³ berlynisasrimayarti@gmail.com,

⁴ devidleonard.12@gmail.com

Abstract

During the Covid-19 pandemic, Lecturers were able to improve their ability to make learning media because the lecture process was carried out boldly. To provide debriefing to lecturers who need training for making learning media with software. Understanding of information, in this case, making learning videos with bandicam and filmora applications. Mastery and understanding of practical programming languages, which can be applied directly, the results can be seen, are soft skills that must be taught by lecturers to teach courses during the Covid-19 pandemic. At the moment. This activity was attended by STIKES Dharma Landbouw Padang Lecturers, on Saturday, January 9, 2021, by explained the material and practice of making learning media.

Keywords: Learning Video, Bandicam, Filmora

INTRODUCTION

The Covid-19 pandemic has had an impact on changing face-to-face learning patterns in online or offline (offline) systems. The long pandemic period also affects the psychological condition of lecturers and students who are getting bored with the learning system. Therefore, efforts to provide variations in learning should be created to eliminate boredom with applications that are not boring for students and lecturers themselves.

Until now, COVID-19 cases continue to increase, thus demanding that lecturers and students learn technology-based (Berly Nisa Srimayarti, Devid Leonard, 2021)

Mastery and understanding of practical programming languages, which can be applied directly, and the results can be seen, is a soft skill requirement that must be possessed by lecturers in a high school. Based on the vision and mission of the two Study Programs, in this case, the academic community of STIKES Dharma Landbouw Padang should share knowledge about editing and making learning videos using the Bandicam and Filmora applications.

Understanding information technology, in this case, training and making Learning videos with Bandicam and Filmora Applications, becomes very important because almost all sides of human life have been affected by information technology, so if we do not follow this influence, we will be left behind and everything will quickly become obsolete. and left behind.

So with this understanding, all Lecturer Staff in both Study Programs feel it is very necessary to provide an understanding of soft skills in the field of Information Technology,

while STIKES Dharma Landbouw Padang as a university should serve the community and take the sub-theme of service, namely "Making Learning Videos with Bandicam and Filmora Application".

IMPLEMENTATION METHOD

Participants of the Training on Making Online Learning Media are lecturers who are members of the two STIKES Dharma Landbouw Padang Study Programs. To comply with the Health Protocol, the number of participants is limited. In addition, participants are also required to bring masks and hand sanitizers as a preventive measure to protect themselves from viruses and bacteria.

The equipment used at the time of the service was in the form of a sound system consisting of a computer/laptop and active speakers (sound systems) used to play video stories and a projector for displaying learning assistant videos.

Date : Saturday, January 9, 2021
Time : 09.00 – 11.30 WIB
The place : Study Program Room
Theory : Making Learning Video Media

RESULTS AND DISCUSSION

This community service activity aims to improve the soft skills of lecturers in both study programs in the field of Information Technology, especially in the field of making learning video media, so that lecturers become more prepared when providing online learning with more creative media.

- a. Lecturers have a better understanding of multimedia, especially in terms of Making Learning Videos.
- b. Lecturers become more aware of applicable information technology
- c. Lecturers are helped in terms of providing IT understanding to students, especially in the two study programs
- d. Lecturers become more aware of ICT applications provided by the video-making learning team.

1. *Bandicam*

Bandicam is the lightest recording program for Windows that can record anything on your PC screen in high quality. And can record in certain areas on your PC screen, or capture images using DirectX/OpenGL/ Vulkan technology (Putra et al., 2020) (Coal, 2020). Bandicam helps you record learning media with the highest compression, keeps the video quality as close to the original, and gives higher performance than other programs that have the same features. Here's what Bandicam looks like:



Figure 1. Bandicam Initial View



Figure 2. Bandicam Contents When Installed

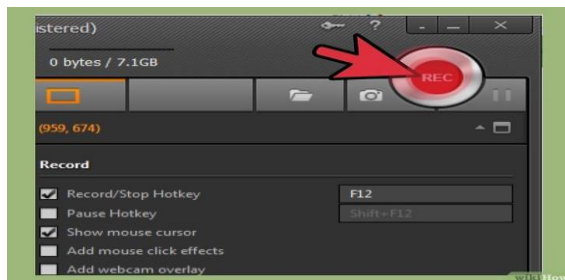


Figure 3. Record Video with Click REC

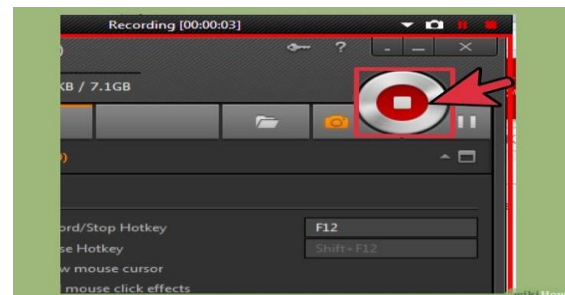


Figure 4. Finished Recording

2. Filmora

Filmora is a video editing software with an intuitive interface that is easy, simple, and somewhat elegant (D. M. Putra, 2021) (Nirmawan, 2021). Filmora is different from other software. Other software usually experiences errors, network problems, and other problems (Leonard, Oktamianiza and ..., 2020).

This software is simpler than Vegas Pro and the like and doesn't have many more professional editing options. Filmora's predecessor, Wondershare Video Editor, has embedded a simple and quality concept and is widely used for video editing, and that's what Filmora inherited.

The difference is, that Filmora has 2 (two) modes in the early stages of use, namely Easy Mode and Full Feature Mode in Easy Mode you just have to choose a theme/template, intro text, videos, and images you want to include background music, and text. Closing.

After selecting the video format you want to produce, Filmora will quickly make a compilation of your images and videos (according to the length of the background music) and you will get the results. Cool color filters, Filmora also has a very good collection of Text templates, we just need to edit the texts, then we can immediately see the results, for example, a compilation of beautiful pre-wedding photos with HD screens, or videos containing news about celebrities with looks like news on television. Here are some examples of text templates (Ristiyanto, 2018) (D. M. & A. Putra, 2021). Here are a few tips so that the resulting video remains decent even in simple ways:

1. Pay attention to the quality of the raw video, starting with good lighting and audio (if the plan is for the video to be filled with audio from the raw video).
2. When using images, pay attention to the lighting and make sure the images also have a high resolution so they don't break when made into HD video.

3. The concept of the video you want to make so that it doesn't seem like it's done.
4. Patience in editing because we have to watch it over and over again, determine the order of the video, or cut the video in what minute.

Here's what Filmora looks like:



Figure 5. The initial view of filmora

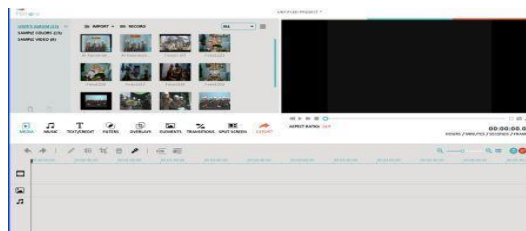


Figure 6. Import Video or Materials

Pada tahapan terakhir melakukan *Export*, yaitu untuk mengekspor *project video* Anda menjadi *video jadi* (bagus), banyak format *video* yang bisa kita pilih. Kita juga dapat langsung *upload video* pada *Youtube*, *Facebook* maupun *Vimeo*. Cara mengekspor *video* yaitu dengan mengklik ikon (Buhori Muslim, 2018) (Deni Maisa Putra & Dila Vadriasmii, 2020).

Pada pengabdian masyarakat di STIKES Dharma Landbouw Padang Khususnya Kedua Program Studi ini mampu melakukan *pembuatan video pembelajaran* yang di milikinya, yang mana pelaksanaan pengabdian ini terdiri dari langkah-langkah berikut ini:

Table 1. Training Activities

Meeting	Training Theory	Instructor	Results
	Introduction to Bandicam	Ns. Deni Maisa Putra, S.Kep., M.Kep	Introduction to bandicam and comparison with other applications, introduce tools and examples of their application
	Procedure for applying bandicam		Lecturers can process video data with bandicam
	Introduction to Filmora	Dicho Zhurhiano Yasli, SKM., M.Kes	Introduction to filmora and comparison with other applications, introducing tools and examples of their applications
	Video Editing with Filmora, as well as providing examples in health (Dicho Zhuhriano Yasli, Linda Handauni, 2020)		Lecturers can process video data with Filmora



Figure 7. Training Documentation



Figure 8. Documentation of Submission of Materials and Questions and Answers

CONCLUSION

Based on the results of community service activities carried out for STIKES Dharma Landbouw Padang Lecturers on the two Study Programs that have been carried out, it can be concluded as follows:

1. Learning by a direct application can increase the enthusiasm of lecturers to provide learning and application of existing media.
2. Adding Lecturer soft skills
3. The increase doesn't self-confident with his ability when he is in providing learning by using Bandicam and Filmora applications.
4. Helping lecturers in ICT lessons in terms of understanding students about a particular application.

REFERENCES

- Batubara, H. H. (2020) 'E-Learning Google Class Room, Perekaman Video Pembelajaran dengan Bandicam dan PPT', *UIN Walisongo*. Available at: [http://pgmi.uin-suka.ac.id/media/dokumen_akademik/45_20200923_Slideppt 9 - Perancangan video pembelajaran.pdf](http://pgmi.uin-suka.ac.id/media/dokumen_akademik/45_20200923_Slideppt%209%20-%20Perancangan%20video%20pembelajaran.pdf).
- Berly Nisa Srimayarti, Devid Leonard, D. Z. Y. (2021) 'Pelatihan Literature Review untuk Memperkaya Ilmu dalam Bidang Sistem Informasi Logistik Rumah Sakit', *Jurnal Ilmiah Pengabdian Kepada Masyarakat (Logista)*, 5(2), pp. 110–115. Available at: <http://logista.fateta.unand.ac.id/index.php/logista/article/view/666/311>.
- Buhori Muslim, D. S. (2018) *Pelatihan Aplikasi Editing Video dengan Filmora*. Pagaalam.
- Deni Maisa Putra & Dila Vadriasmi (2020) 'ANALISIS PENERAPAN SISTEM INFORMASI MANAJEMEN RUMAH SAKIT (SIMRS) DI TPPRJ MENGGUNAKAN METODE UTAUT DI RS TK.III DR. REKSODIWIRYO PADANG', 1(1), pp. 10–18.
- Dicho Zhuhriano Yasli, Linda Handayuni, R. A. yenni (2020) 'Penyuluhan Tata Cara Pendistribusian Obat di RSIA Mutiara Bunda Padang', *Jurnal Abdidas*, 1(3), pp. 131–136.
- Leonard, D., Oktamianiza, O. and ... (2020) 'Analisis Pelaksanaan Sistem INA-CBGs Menggunakan Metode HOT-FIT di RSUP Dr. M. Djamil', *2-Trik: Tunas ...*, 10(November), pp. 295–302. Available at: <http://2trik.jurnalelektronik.com/index.php/2trik/article/view/2trik10414>.
- Nirmawan, R. K. (2021) *Pembuatan Video Pembelajaran dengan Software Filmora*. Garut. Available at: <https://sman7garut.sch.id/wp-content/uploads/2021/04/Materi-Workshop>

Video-Pembelajaran.pdf.

- Putra, D. M. *et al.* (2020) ‘Penerapan Sistem Informasi Manajemen Puskesmas (SIM-PUS) pada Unit Rekam Medis dan Informasi Kesehatan di Puskesmas Lubuk Buaya Kota Padang’, *Jurnal Abdimas Sainika*, 2, pp. 67–72. Available at: <https://jurnal.syedzasaintika.ac.id/index.php/abdimas/article/view/824/pdf>.
- Putra, D. M. (2021) ‘Tinjauan Pelaksanaan Kerahasiaan Rekam Medis Di Puskesmas Kuranji Padang’, 6(1), pp. 58–66.
- Putra, D. M. & A. (2021) ‘Design Of Tracer Using Microsoft Access Unit In Medical Record Primary Health In Padang’, 1(3), pp. 64–74.
- Ristiyanto (2018) ‘Apa Itu Filmora?’, *ilmuti.org*. Available at: <https://docplayer.info/116819159-Apa-itu-filmora-ristiyanto-abstrak.html>.